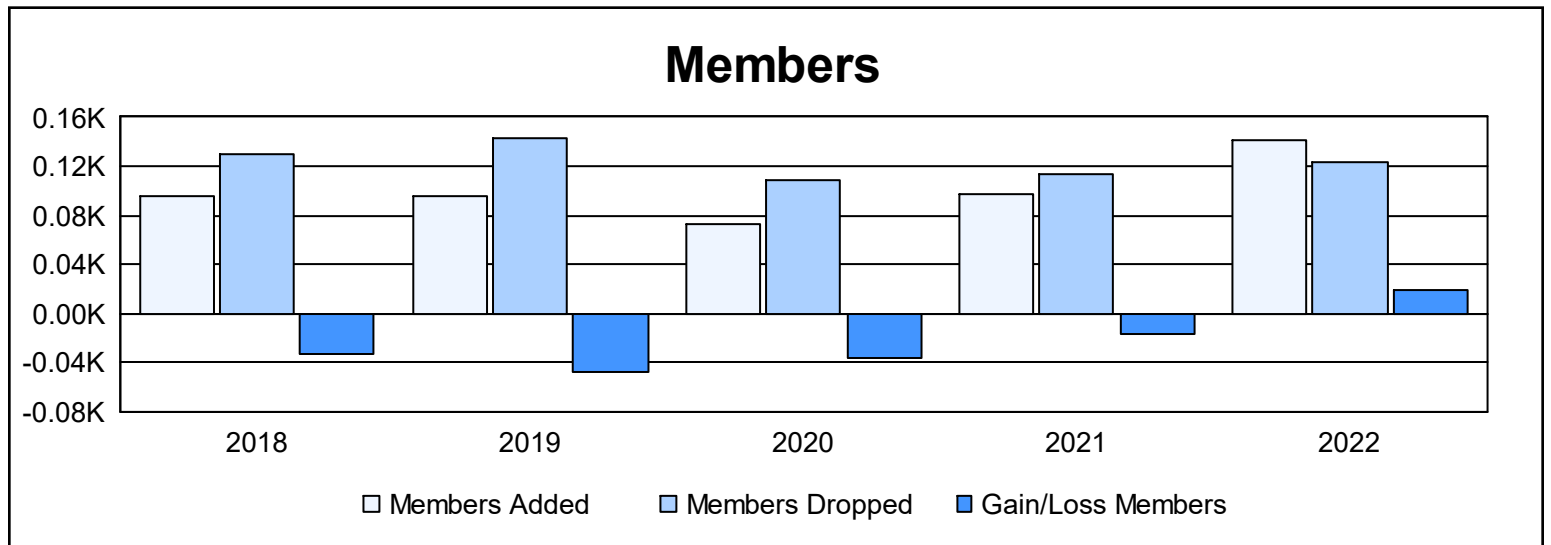
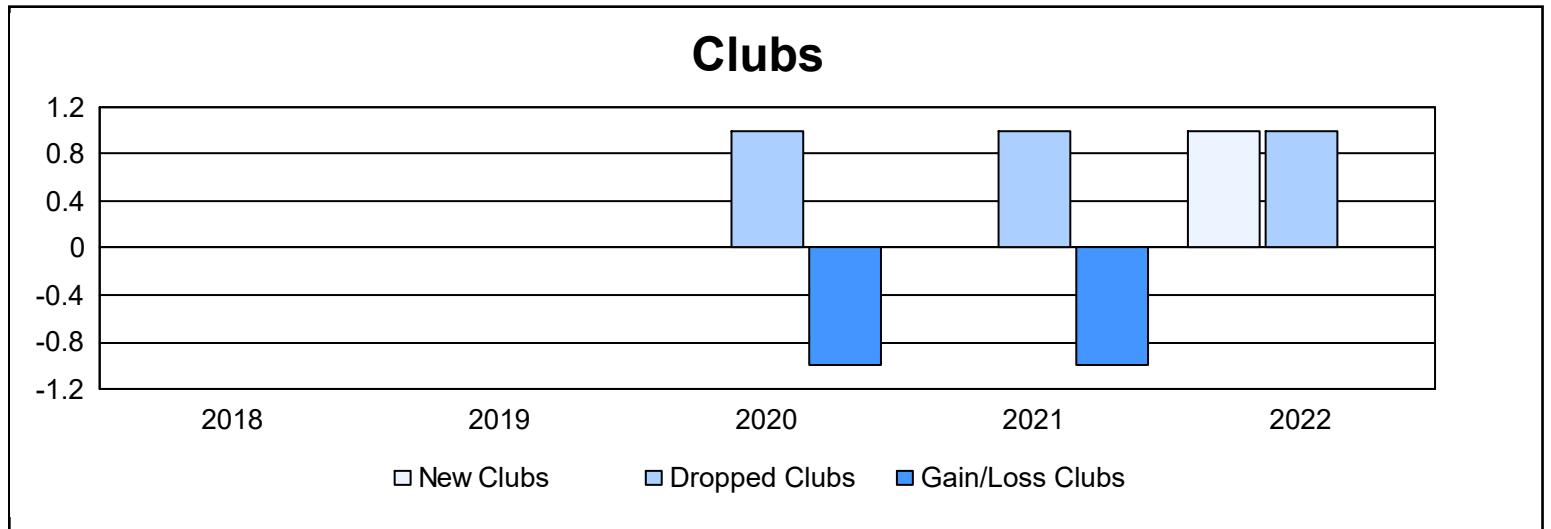
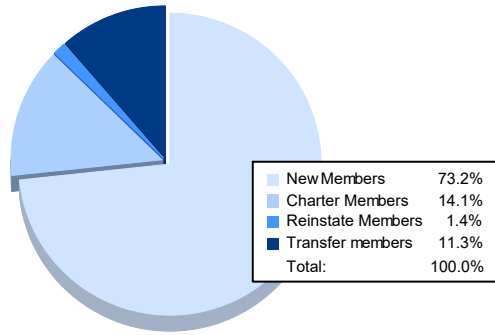


| Year | New Clubs | Dropped Clubs | Gain/ Loss Clubs | New Members | Charter Members | Reinstate Members | Transfer Members | Total Member Added | Total Members Dropped | Gain/ Loss Members |
|----------------|-----------|---------------|------------------|-------------|-----------------|-------------------|------------------|--------------------|-----------------------|--------------------|
| 2017-2018 | 0 | 0 | 0 | 82 | 0 | 5 | 9 | 96 | 129 | -33 |
| 2018-2019 | 0 | 0 | 0 | 75 | 1 | 13 | 7 | 96 | 143 | -47 |
| 2019-2020 | 0 | 1 | -1 | 54 | 2 | 2 | 15 | 73 | 109 | -36 |
| 2020-2021 | 0 | 1 | -1 | 67 | 5 | 4 | 22 | 98 | 114 | -16 |
| 2021-2022 | 1 | 1 | 0 | 104 | 20 | 2 | 16 | 142 | 123 | 19 |
| Average | 0 | 1 | 0 | 76 | 6 | 5 | 14 | 101 | 124 | -23 |



Membership Composition June 2022 Cumulative



Gender Composition June 2022 Cumulative

